


Doplň chýbajúce čísla:



Porovnaj < > =

$6 \square 4$

$5 \square 2$

$1 \square 3$

$0 \square 3$

$3 \square 3$

$2 \square 6$

$1 \square 4$

$4 \square 2$

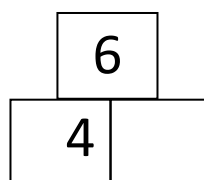
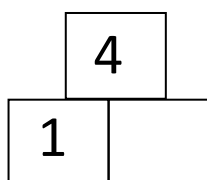
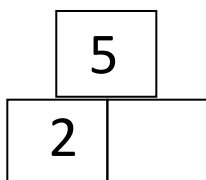
$5 \square 4$

$2 \square 2$


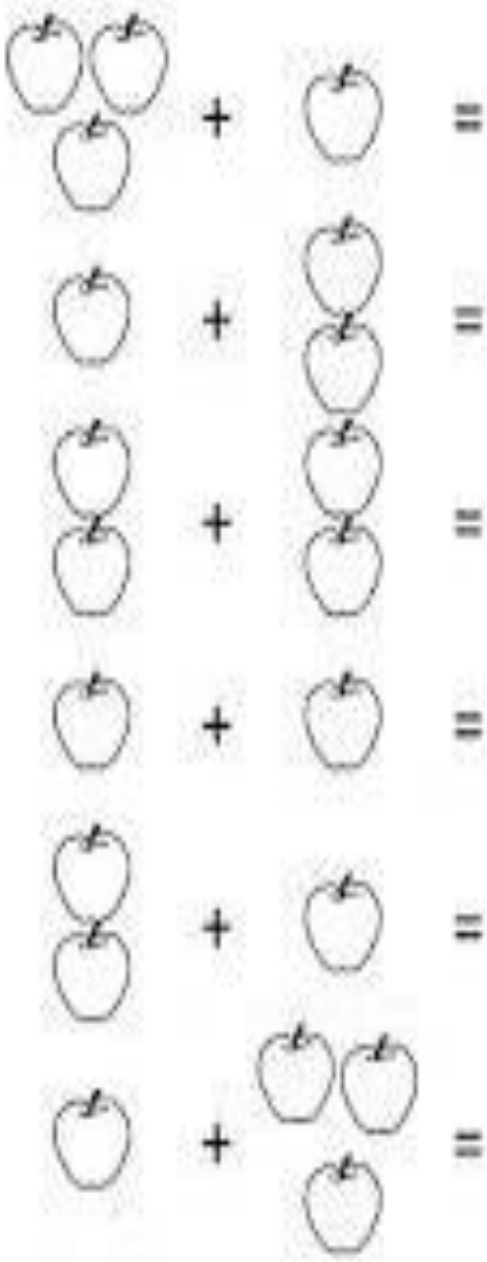
$2 \square 6$

$4 \square 0$

Rozlož čísla:



Správne spočítaj jabĺčka



Napiš všechny rozklady:

6	
1	
2	
3	
4	
5	



Sčítaj a odčítaj:

$2 + 3 =$

$5 - 4 =$

$0 + 4 =$

$3 - 2 =$

$3 + 3 =$

$6 - 4 =$

$4 + 1 =$

$4 - 1 =$

$2 + 1 =$

$5 - 3 =$

Rýchlo čítaj čísla, potom si ich môžeš vyfarbiť:



5

8

4

3

6

9

1

7

2

10

Skús správne doplniť znamienko **+** alebo **-**

$$3 \quad + \quad 2 = 5$$

$$6 \quad \square \quad 2 = 4$$

$$4 \quad \square \quad 1 = 3$$

$$3 \quad \square \quad 3 = 6$$





Teraz skús vymyslieť príklad sám



	+		=	
	+		=	
	-		=	
	-		=	

Spoj dvojice



1

2

3

4

5

6



Ktoré číslo patrí k obrázku?

Spoj čiarou a môžeš vyfarbiť:

The image shows a matching exercise. On the left, there are four boxes containing different shapes: 4 triangles, 2 crosses, 5 circles, and 3 smiley faces. In the middle, there are five boxes containing different numbers of dots: 3, 1, 4, 5, and 2. On the right, there are four boxes containing different shapes: 1 star, 3 hearts, and 5 smiley faces. A yellow line connects the box with 1 dot to the box with 1 star.

Nakresli a vyfarbi podľa pokynov
