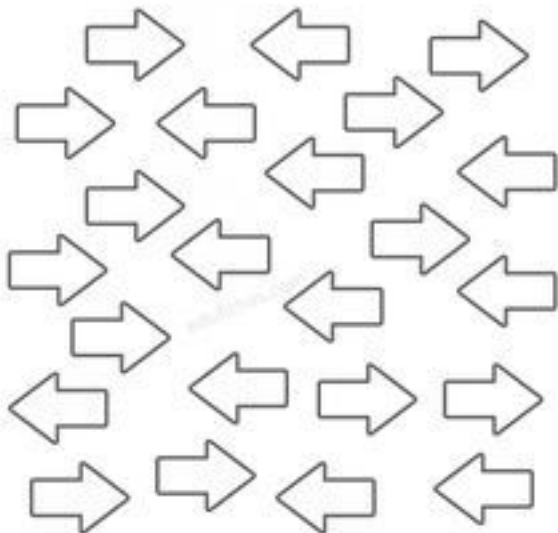



Lateralidad



Colorea las flechas según su dirección: izquierda y derecha





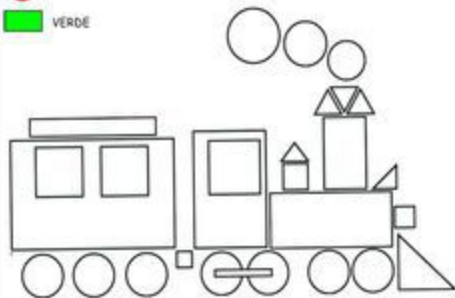
BLOG: A ARTE DE ENSINAR E APRENDER

TURMA: _____ PROFESSOR(A): _____

EU SOU: _____

FORMAS GEOMÉTRICAS

CAPRICHE NA PINTURA DO TRENZINHO, SEGUINDO A LEGENDA.




VOCÊ É MUITO INTELIGENTE.
CAPRICHE NOS ESTUDOS!


Illustration 1 2 3 4 5

Dans chaque cadre, colore autant de ballons que l'indique le chiffre.


2




5




4



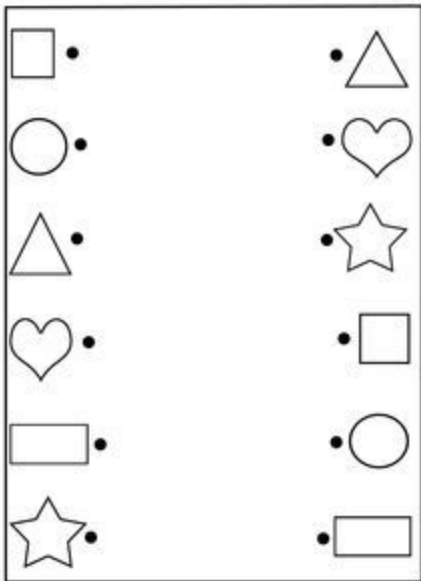
3



1



Relie les formes identiques



Shapes & Patterns

Name: _____

Directions:

Draw the shape that is missing and color the shapes to match the pictures below.






Vyházej s číselkami tolik ovocí správnými barvami, kolik je ve žvabečce puntíků.
Ovoce pojmenuj.

www.tic-pracek.cz





ZELENA


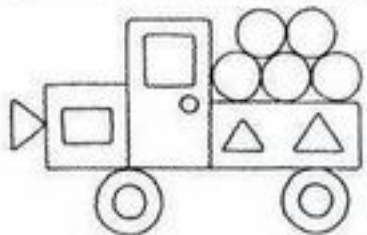



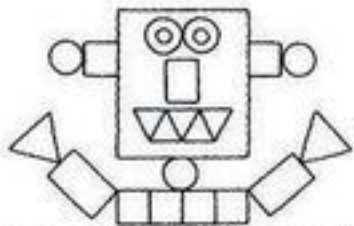
MODRA

CERVENA

ZLUTA



OBOJAJ GEOMETRIJSKE LIKOVE. IZBROJI IH.
NA PRAZNU CRTU PORED LIKA NAPIŠI NJIHOV BROJ.






































¿Cuál es la figura?

1. Colorea la figura que es igual al modelo de la izquierda.

www.Matemática1.com



Färglägg formerna



orange



gul




grön




röd



1. Colorea las figuras del dibujo como se indica







Colorea las formas iguales a las del modelo.

