








ČÍSLA A VZŤAHY



Dieťa pre dve skupiny objektov určí, kde je VIAC, MENEJ prvkov.





| | | | | | | | |
|---|--|--|--|--|--|--|--|
|  | | | | | | | |
|  | | | | | | | |



| | | | | | | | |
|---|--|--|--|--|--|--|--|
|  | | | | | | | |
|  | | | | | | | |



| | | | | | | | |
|---|--|--|--|--|--|--|--|
|  | | | | | | | |
|  | | | | | | | |

Napríklad: Spočítaj sliepky a počet vyznač do okienka farebne. Spočítaj kuriatka a počet vyznač do okienka farebne. Čoho bolo viac? Čoho bolo menej? To isté zopakuj pri mačkách a motýľoch.

